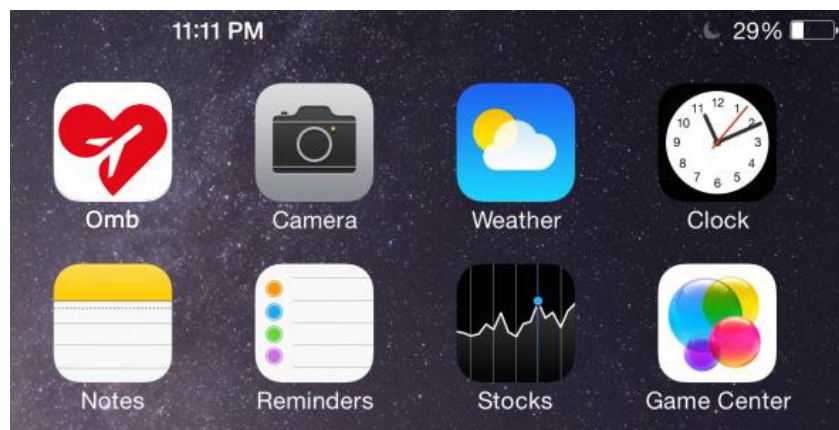




Stop logging in and out and enjoy the convenience and speed of our Club APP or Shortcut. Make your own today!

Follow the directions below and the 1st time you **“Tap the App”** you’ll be asked to login once: Put in your username and password and then click remember me and forget it. Open and close the Club App like you would any App. No need to sign in and sign out. Your Club App is now at your fingertips!

Adding a Club App (Our Benefits) to the Home Screen on Any Smartphone or Tablet.



ANDROID

Launch Chrome for Android and navigate to <http://ourmemberbenefits.com/>. Tap the menu button and tap Add to home screen. You’ll be able to delete <http://ourmemberbenefits.com> and enter the name OUR BENEFITS for the shortcut/app and then Chrome will add it to your home screen. After you add OUR BENEFITS to your home screen **“Tap the App”** one time and put in your username and password, click “remember me” and it will propagate and you’re all set.

The OUR BENEFITS icon will appear on your home screen like any other app shortcut or widget, so you can drag it around and put it wherever you like. Chrome for Android loads the website as a “web app” when you tap the OUR BENEFITS icon, so it will get its own entry in the app switcher and won’t have any browser interface getting in the way. Other popular Android browsers also offer this feature. For example, Firefox for Android can do this if you tap the menu button, tap the Page option, and tap Add to Home Screen.



IPHONE, IPAD, & IPOD TOUCH

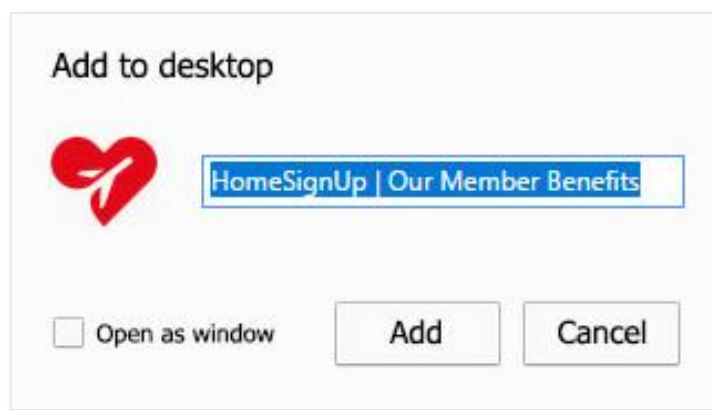
Launch the Safari browser on Apple’s iOS and navigate to <http://ourmemberbenefits.com/>. Tap the Share button on the browser’s toolbar — that’s the rectangle with an arrow pointing upward. It’s on the bar at the top of the screen on an iPad, and on the bar at the bottom of the screen on an iPhone or iPod Touch. Tap the Add to Home Screen icon in the menu. Here you will want to

rename your app from <http://ourmemberbenefits.com/> to just OUR BENEFITS before tapping the Add button. The shortcut can be dragged around and placed anywhere, just like a normal app icon. After you add OUR BENEFITS to your home screen. “Tap the App” one time and put in your username and password, click “remember me” and it will propagate and you’re all set.

Note: Other browsers, like Chrome for iOS, don’t offer this feature. Due the limitations in Apple’s IOS, only Apple’s own Safari browser is allowed to do this.

PC’S AND LAPTOPS

Follow the directions below to create a one-click OUR BENEFITS desktop shortcut/app for PC’s using Chrome. This process is very simple: just navigate to ourmemberbenefits.com website and then depending on your Chrome version, click the wrench  or menu icon  near the top right- hand corner of the Chrome window. From there, pick Tools or more tools and then select Create application shortcuts or just click add to desktop. Again steps depend on your Chrome version. Latest Chrome version will give you the ability to skip everything and go directly to add to desktop from the tools or more tools menu. From tools click add to desktop you will have the opportunity to change [http.Ourmemberbenefits.com](http://Ourmemberbenefits.com) to “OUR BENEFITS”. Now, click add.



This shortcut/APP can be dragged around and placed anywhere, just like a normal app icon. After you create your shortcut/app application, “Tap the App” and you’ll be asked to login; put in your username and password and then click remember me and forget it. No need to sign in and sign out. Your Club’s App and Saving Big on Travel is now at your fingertips! Just another benefits for our Members.